








390M-410M Monofacial Series(182)

EGYO-54HC(SF) Monocrystalline Half-Cut Solar Module



Colour	Silver frame
Cables	1200mm in length
Dimension	1722x1134x30mm

KEY FEATURES

-  **MBB Half-Cut Solar Cell:**
108 cells (6X9X2); 10/11 busbar solar cell.
-  **Higher Module Conversion Efficiency:**
Higher module output up to 410W with module efficiency up to 21%.
-  **Low-light Performance:**
Advanced glass and surface texturing allow for excellent performance in low-light environments.
-  **Light-weight design**
Light-weight design using transparent backsheets for easy installation and low BOS cost.
-  **Higher Power Output**
Module power increases 5-25% generally, bringing significantly lower LCOE and higher IRR.

+ WATTS
POSITIVE
TOLERANCE

25 YEARS
PRODUCT
WARRANTY

30 YEARS LINEAR
POWER
WARRANTY

182mm SERIES, 54-CELL HALF-CUT SERIES ALL BLACK

ELECTRICAL PERFORMANCE

Module type: EGYO-54HC	390M / 395M / 400M / 405M / 410M
Maximum Power(Wp)	390W 395W 400W 405W 410W
Open circuit Voltage(Voc)	36.50V 36.70V 36.95V 37.15V 37.35V
Short circuit Current(Isc)	13.65A 13.72A 13.78A 13.85A 13.92A
Maximum Power Voltage(Vm)	30.60V 30.80V 31.05V 31.25V 31.45V
Maximum Power Current(Imp)	12.76A 12.83A 12.90A 12.97A 13.04A
Module efficiency	19.9% 20.2% 20.5% 20.7% 21%
Maximum Series Fuse	25A
Watts positive tolerance	0~+3%
Number of Diode	3
Standard Test Conditions	1000W/M ² ,25°C,AM1.5
Maximum System Voltage	1500V/DC
Temperature-Coefficient Isc	+0.048%/°C
Temperature-Coefficient Voc	-0.270%/°C
Temperature-Coefficient Pmpp	-0.350%/°C
Operating Temperature	-40°C...+85°C
Normal Operating Cell Temperature	45±2°C
Load Capacity for the cover of the module (glass)	5400Pa(IEC61215)(snow)
Load Capacity for the front & back of the module	2400Pa(IEC61215)(wind)

ELECTRICAL PERFORMANCE (NOCT)

Module type: EGYO-54HC	390M / 395M / 400M / 405M / 410M
Maximum Power(Wp)	295W 298.5W 302.5W 306W 310W
Open circuit Voltage(Voc)	34.30V 34.50V 34.70V 34.90V 35.10V
Short circuit Current(Isc)	10.85A 10.90A 10.95A 11.00A 11.07A
Maximum Power Voltage(Vm)	28.90V 29.10V 29.30V 29.50V 29.70V
Maximum Power Current(Imp)	10.21A 10.26A 10.32A 10.38A 10.43A

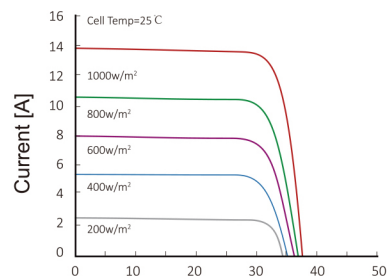
MECHANICAL CHARACTERISTICS

Front cover (material / thickness)	low-iron tempered glass / 3.2mm
Backsheet (color)	TPT in white
Cell (quantity / material / dimensions)	108(6x9x2) / monocrystalline silicon
Frame (material / color)	aluminum hollow-chamber frame on each side anodized aluminum alloy / black
Junction box (protection degree)	≥ IP68
Cables & Plug connectors	4mm ² , 1200mm in length,length can be customized
Module Dimensions (L / W / H)	1722x1134x30mm
Module Weight	22.5kg
Application class	Class A
Electrical protection class	Class II
Fire safety class	Class C

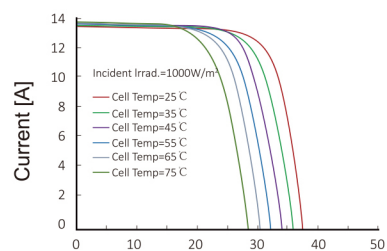
PACKING

Container Size	Units/Pallet (PCS)	Weight/Pallet (KG)	Pallet Measurement (mm)	Units/Container (PCS)
40HQ	36	825	1770x1130x1260	936

CURRENT-VOLTAGE CURVES:



Module characteristics at constant module temperatures of 25°C and variable levels of irradiance



Module characteristics at variable module temperatures and constant module irradiance of 1.000 W/m²

MODULE DIAGRAM:

